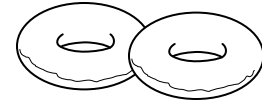
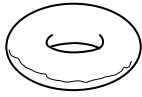
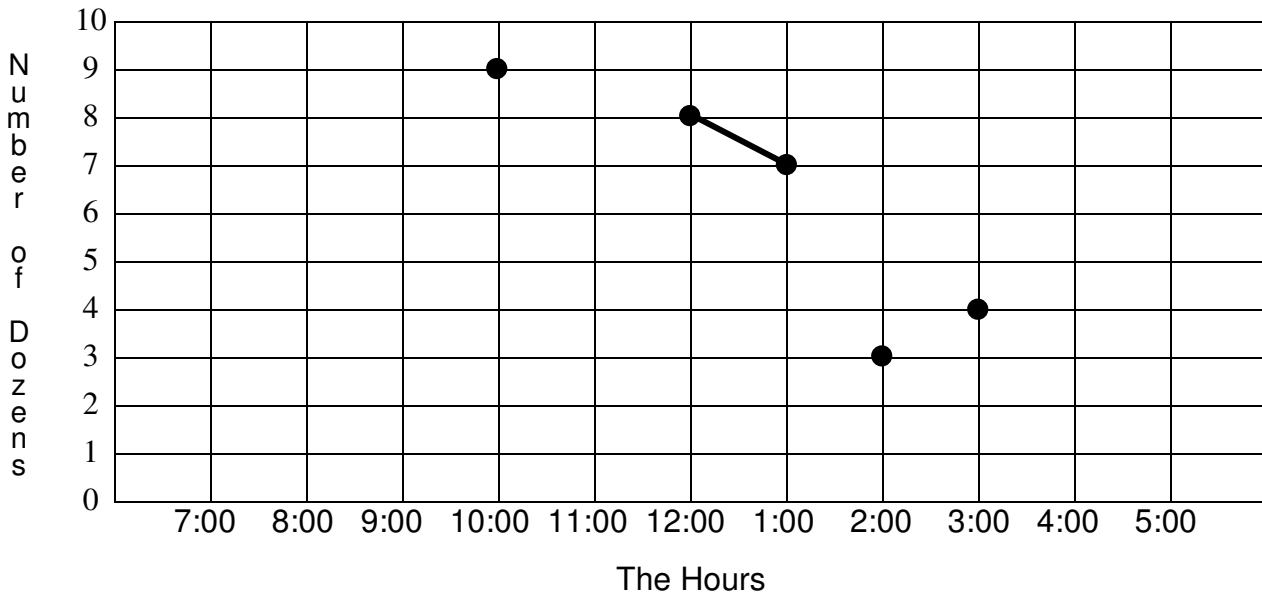


GRAPH GRAPPLERS #18



Donuts Made Each Hour



You record the number of dozens of donuts made each hour at Dino Donuts. 9 dozen were made at 7:00, 6 dozen at 4:00, 7 dozen at 11:00, 9 dozen at 9:00, 4 dozen at 5:00, and 10 dozen at 8:00. More information is in the graph. Finish drawing the graph line.

Based on this, why do you decide owning donut shops might be a good investment?

They make a $\frac{6}{8} \frac{2}{8} \frac{5}{7} \frac{3}{8} \frac{1}{3} \frac{4}{4}$.

Use your letter answers to the following questions, as a code to solve the riddle above.

___ 1. How many dozens of donuts were made at 1:00? 8 (a) 7 (g) 3 (r) 6 (e)

___ 2. When were the fewest donuts made? 5:00 (m) 3:00 (d) 4:00 (p) 2:00 (t)

___ 3. What number of dozens occurred most often? 9 (u) 4 (k) 7 (s) 10 (n)

___ 4. Which hour didn't change the amount from the previous hour?

1:00 (w) 9:00 (i) 12:00 (b) 10:00 (h)

___ 5. How many donuts were made at 3:00? 4 (n) 48 (f) 3 (s) 40 (e)

___ 6. When were the most donuts made? 9:00 (b) 7:00 (p) 8:00 (l) 12:00 (c)

___ 7. At ___, one third as many donuts were made as at 10:00.

2:00 (d) 1:00 (r) 4:00 (c) 3:00 (s)

___ 8. At 11:00, ___ more donuts were made than at 5:00. 48 (e) 3 (i) 36 (o) 24 (a)

